



District Report Card: 2017


State: Chandigarh	District: Chandigarh
Class: 3	Subject: Language
Schools: 113	Students: 2853


Participation/Coverage


Students

<div>GENDER</div> <div></div>	Boys				Girls			
	Number		%		Number		%	
	1489		52.19		1364		47.81	

<div>AREA</div> <div></div>	Rural				Urban			
	Number		%		Number		%	
	821		28.78		2032		71.22	

<div>CATEGORY</div> <div></div>	SC		ST		OBC		GEN	
	Number	%	Number	%	Number	%	Number	%
	307	10.76	2	0.07	29	1.02	2515	88.15

<div>CWSN</div> <div></div>	LD	VI	HI	S&LD	ID	Oth
	4	5	0	14	3	14

<div>Management</div> <div></div>	Government				Government-aided			
	Number		%		Number		%	
	2730		95.69		123		4.31	

Average Performance of Students in Language (%)

Overall	Gender		Area		Management		Social Group			
	Male	Female	Rural	Urban	Govt.	Aided	SC	ST	OBC	GEN
74.49	74.29	74.70	73.42	74.91	74.21	80.54	73.70	60.00	74.48	74.59

Performance on Learning Outcomes (LOs)

Learning Outcomes	Description	Average Performance(%)
L304	Reads small texts with comprehension i.e., identifies main ideas, details, sequence and draws conclusions	74.61
L312	Reads printed scripts on the classroom walls: poems, posters, charts etc.	74.23

Range of Performance of Students who Answered Correctly							
Below 30%		30% - 50%		50% - 75%		Above 75%	
Number	%	Number	%	Number	%	Number	%
86	3.01	323	11.32	884	30.98	1560	54.68

Lowest Performing Learning Outcomes (LOs)

1 - Reads printed scripts on the classroom walls: poems, posters, charts etc. (74.23)

2 - Reads small texts with comprehension i.e., identifies main ideas, details, sequence and draws conclusions (74.61)